

Underage Drinking in Maryland

University of Maryland, College Park
Alcohol Summit
October 30, 2008

Presented by
Erin Artigiani, M.A.
Deputy Director for Policy
Center For Substance Abuse Research
erin@cesar.umd.edu
301-405-9794

Maryland's State Epidemiology Outcomes Workgroup (SEOW) Identifies State Prevention Needs

- ◆ CESAR has been working with the DHMH ADAA for the past three years to monitor substance abuse trends and assess its consequences
- ◆ SEOW Reports provide data necessary to identify and target common problems
- ◆ At a recent class on the utilization of this data, 15 of the 16 jurisdictions present identified underage drinking as a priority

Drinking in the General Population

- ◆ An estimated 186,013 (26.5%) of Marylanders aged 12-20 drank in the past month and 111,046 (15.82%) have binged.
- ◆ In Prince George's County, 22,785 (19.94%) drank in the past month and 12,352 (10.81%) binged.

Consequences of Underage Drinking

	Maryland	Prince George's
Alcohol abuse or dependence by youth 12 to 17 (NSDUH)	25,000	N/A
Alcohol abuse or dependence by young Adults 18 to 25 (NSDUH)	97,000	N/A
ADAA adolescent treatment admissions; alcohol mentions	4,659; 3,042	362; 204
DUI Arrests under 21 (MPD)	2,221	89
Disorderly Conduct Arrests under 21 (MPD)	3,298	368
Alcohol-Related Public School Suspensions (MSDE)	760	66
Alcohol-Related Crashes involving drivers 16-20 (SHA)	1,001	91

Drinking and Driving

- ◆ Roughly one third of public high school seniors who reported drinking or binge drinking reported driving under the influence in the past year.
- ◆ In 2006, 13% of AOD-related crashes involved drivers aged 16 to 20.
- ◆ Nearly one in three AOD-impaired drivers and 55% of passengers killed in a AOD-related crash were aged 24 or younger.

Estimated Cost of Underage Drinking in MD

- ◆ PIRE estimated in that underage drinking cost Maryland \$1.2 billion in 2005 in medical costs, work lost costs, and pain and suffering.
- ◆ The \$2,292 per youth cost puts MD 17th among the 50 states between IL and KS; VA and PA are in the bottom 10.
- ◆ Underage drinkers consumed 12.5% of all alcohol sold – \$269 million in sales – and netted profits of \$130 million for the alcohol industry.

Estimated Costs of Underage Drinking, by Problem, MD 2005

Problem	Total Costs (in millions)
Youth Violence	\$774.0
Youth Traffic Crashes	\$204.7
Youth Alcohol Treatment	\$79.5
High-Risk Sex, Ages 14-20	\$75.6
Youth Property Crime	\$58.8
Youth Injury	\$32.8
FAS Among Mothers Age 15-20	\$13.6
Poisonings & Psychoses	\$8.0
Total	\$1,246.9

Source: PIRE, October 2006. Underage Drinking in Maryland: The Facts

Summary

- ◆ Underage drinking is an enduring and costly problem in Maryland
- ◆ Impacts nearly all jurisdictions to some degree
- ◆ We must all work together to address underage drinking

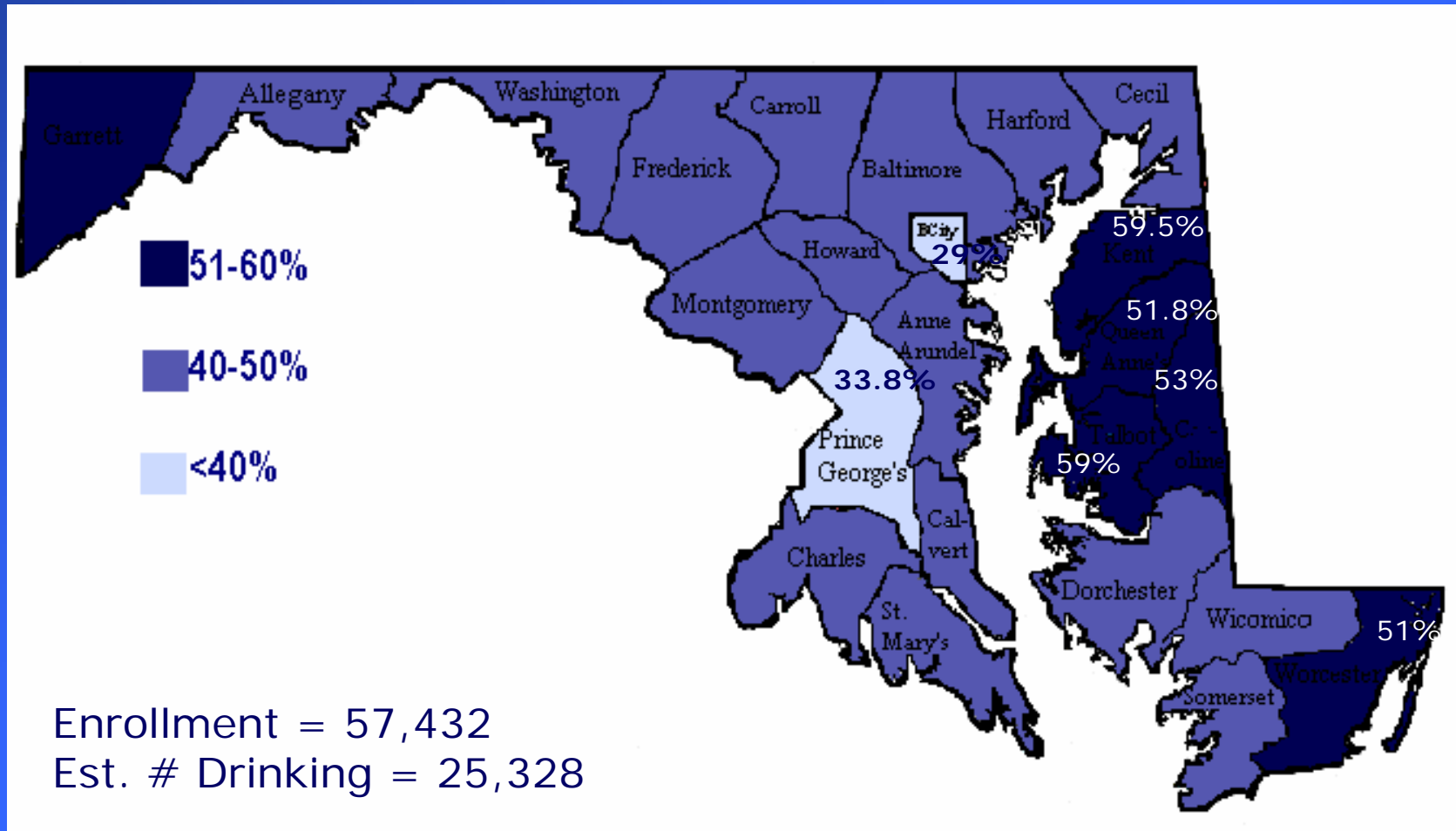
www.cesar.umd.edu

cesar@cesar.umd.edu

Additional Information

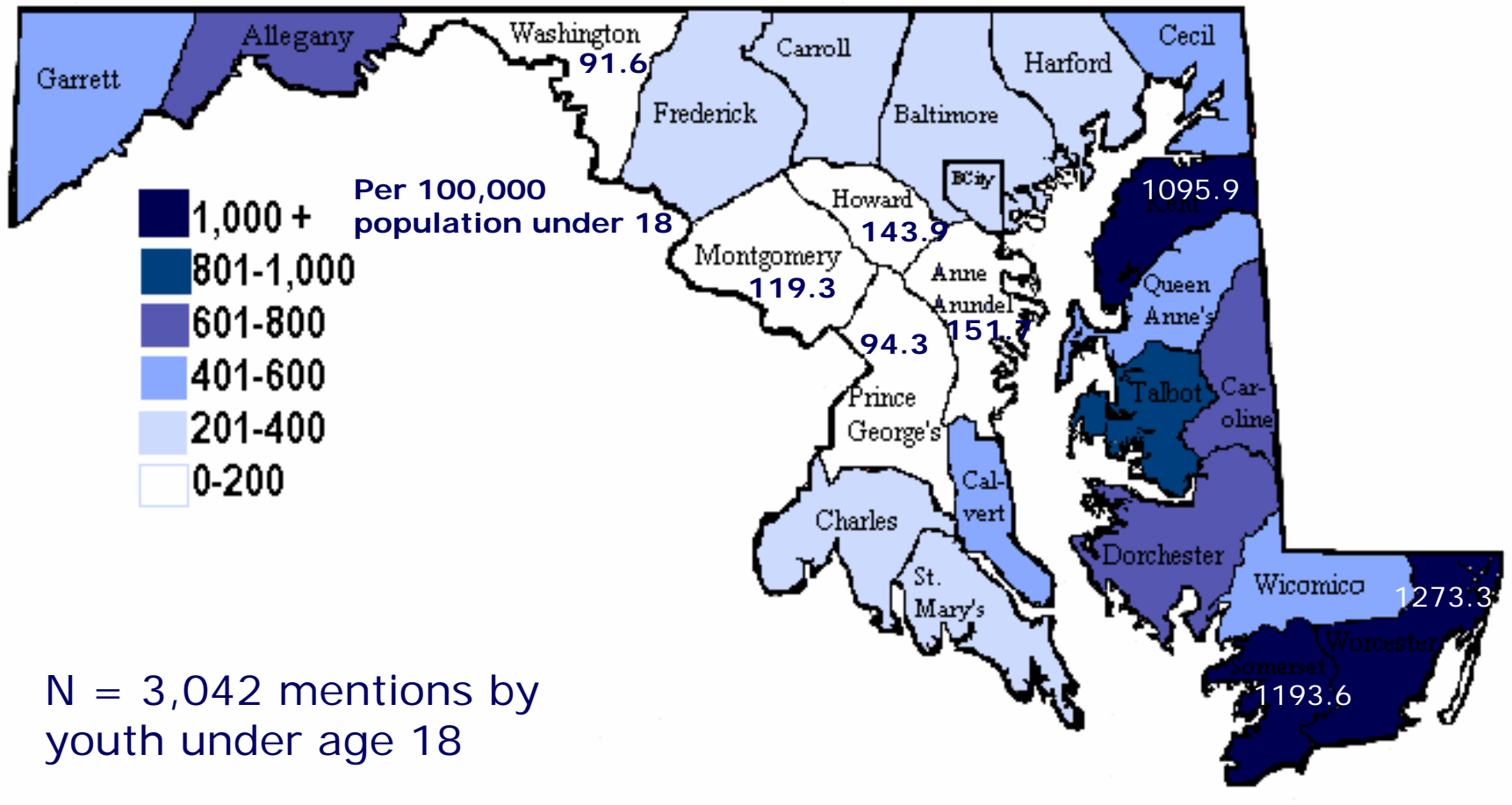
The background of the slide consists of numerous wavy, parallel lines in various shades of blue, ranging from a deep navy blue to a bright, vibrant blue. These lines create a sense of motion and depth, appearing to recede into the distance on the right side of the frame.

Use of Any Alcohol in the Past Month by High School Seniors, School Year 2004-05



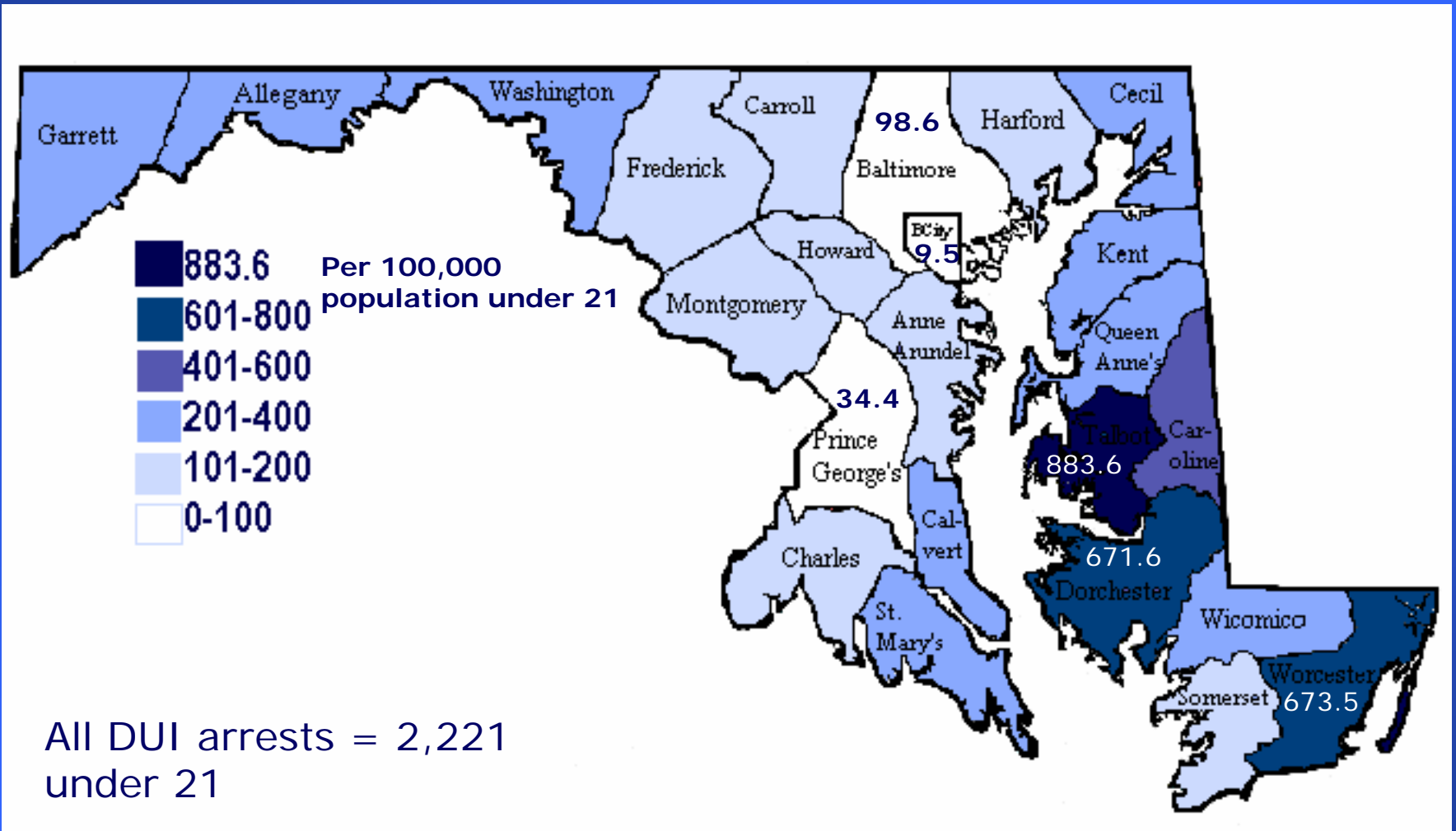
Source: Adapted by CESAR from the MSDE 2004 Maryland Adolescent Survey

Rates of Juvenile Treatment Admissions Involving Alcohol 2006



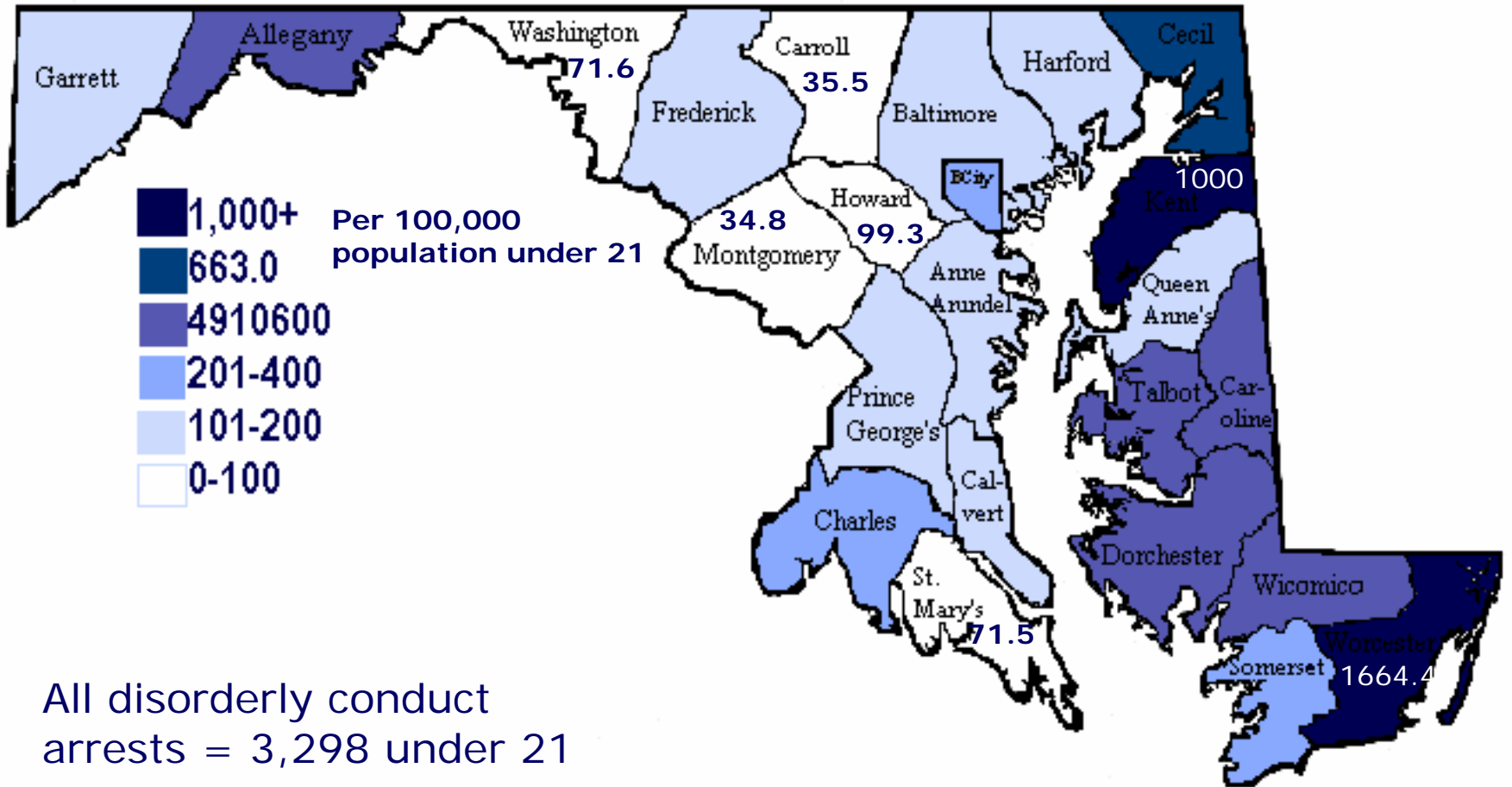
Adapted by CESAR from SAMIS, MD ADA.

Rate of DUI Arrests 2006



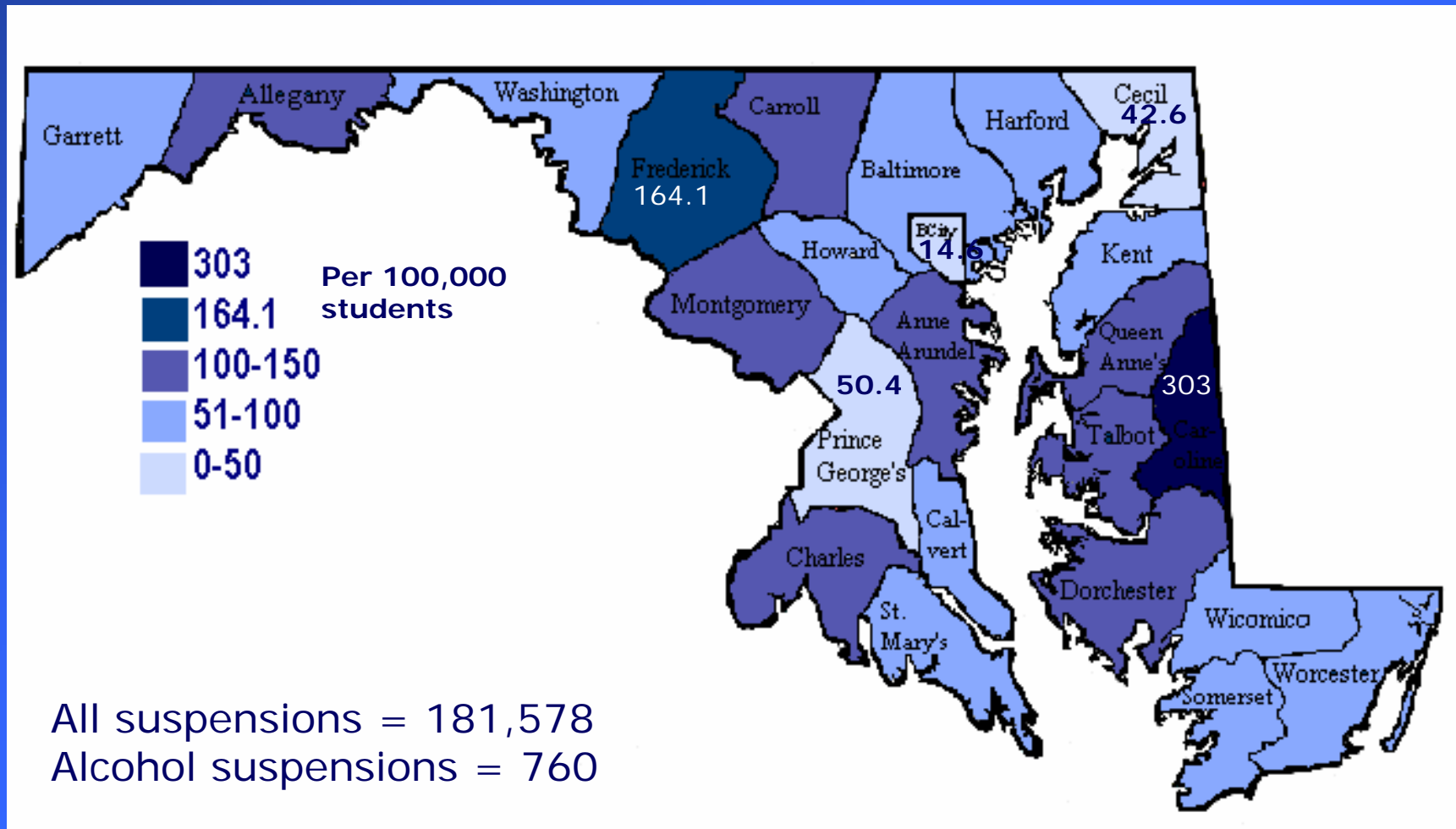
Source: Adapted by CESAR from the Crime in Maryland, 2006 Uniform Crime Report. UCR, MSP.

Rate of Disorderly Conduct Arrests 2006



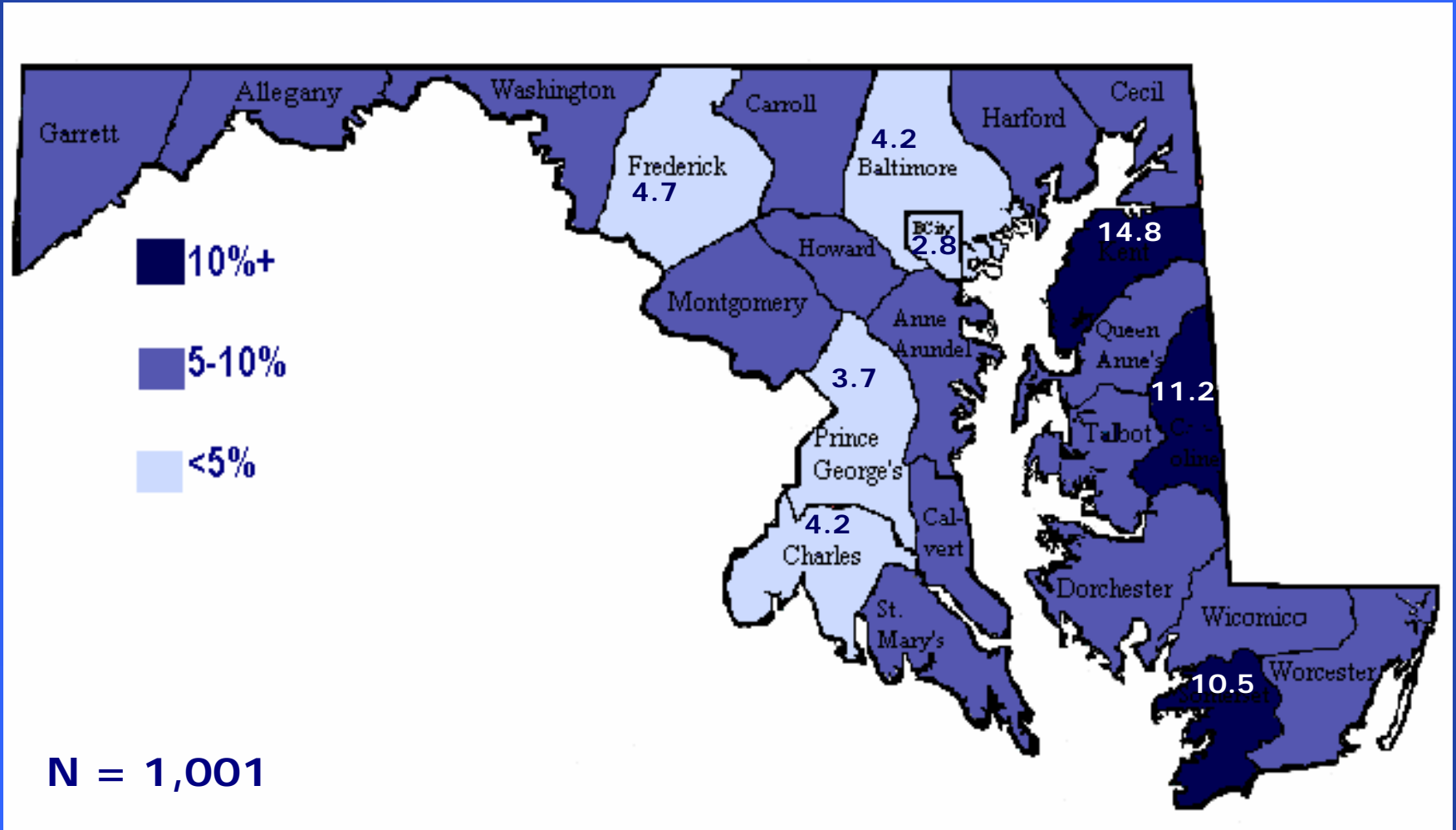
Source: Adapted by CESAR from the Crime in Maryland, 2006 Uniform Crime Report. UCR, MSP.

Rate of Alcohol-Related Suspensions, School Year 2006-07



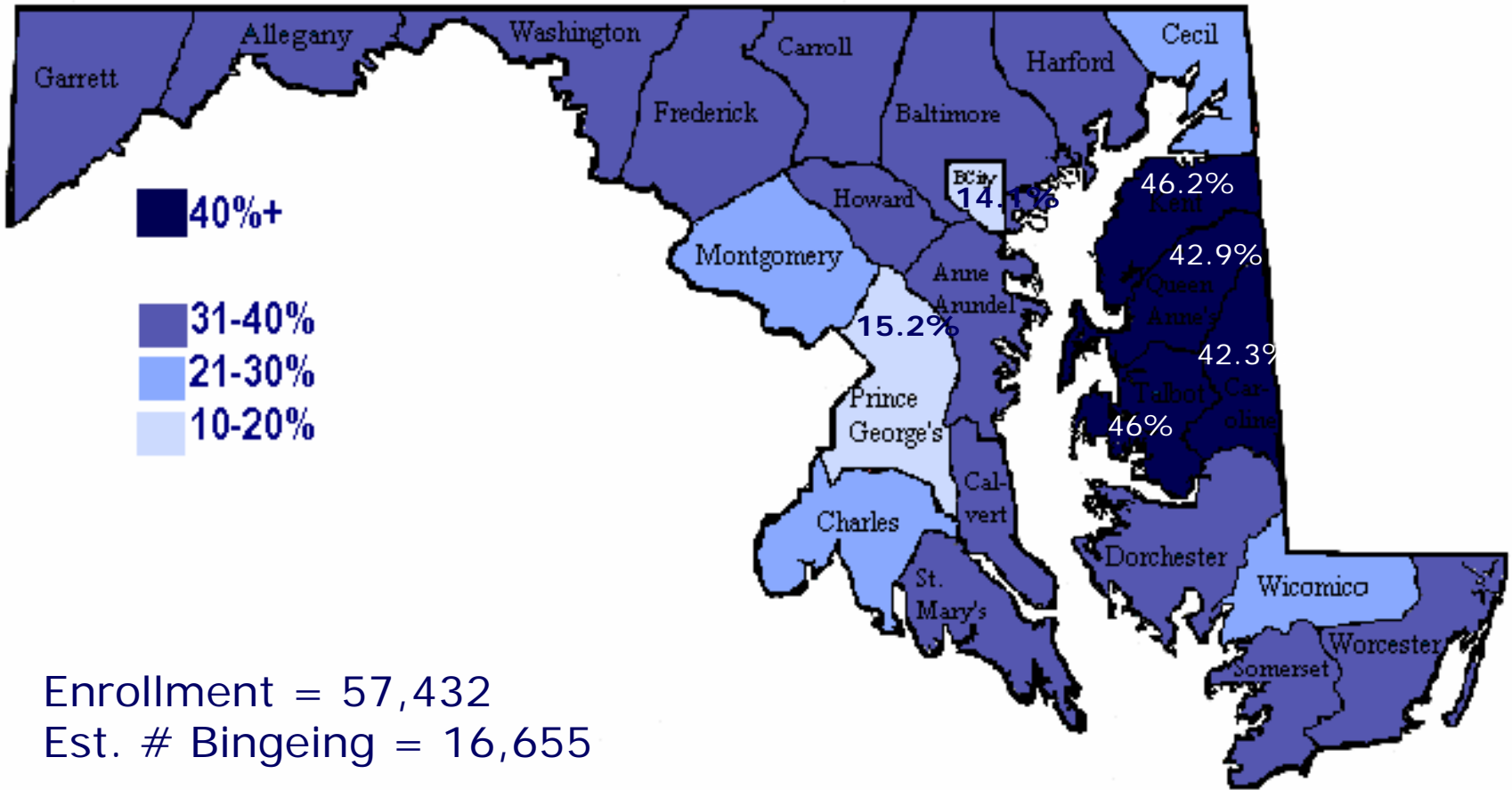
Source: Suspensions, Expulsions, and Health-Related Exclusions Maryland Public Schools, 2006-07, Division of Accountability and Assessment, Maryland State Department of Education

Percentage of County Crashes Among Drivers that were Alcohol-Related 16-20, 2006



Source: Adapted by CESAR from the MAARS, Traffic Safety Analysis Division, Office of Traffic and Safety, State Highway Administration

Past Month Binge Drinking by High School Seniors, School Year 2004-05



Source: Adapted by CESAR from the MSDE 2004 Maryland Adolescent Survey